

# **The Power of Prevention: The Social Determinants of Health and the Importance of Health Equity**

*A Curriculum Infusion Package*



### ***Disclaimer***

The [Pacific Southwest Prevention Technology Transfer Center \(PTTC\)](#) developed this publication with support from SAMHSA of the U.S. Department of Health and Human Services (HHS) through SAMHSA Cooperative Agreement #H79SP081015-01. All material appearing in this document, except that taken directly from copyrighted sources, is in the public domain and may be reproduced or copied without permission from SAMHSA or the authors. Citation of the source is appreciated. Do not reproduce or distribute this presentation for a fee without specific, written authorization from the Pacific Southwest PTTC. The contents are those of the author(s) and do not necessarily represent the official views of, nor an endorsement, by SAMHSA/HHS, or the U.S. Government.

**August 2023**

### ***About the Curriculum Infusion Packages***

The Pacific Southwest PTTC formed an Academic Advisory Work Group comprised of faculty and highly experienced prevention professionals from the Pacific Southwest region including Arizona, California, Hawaii and Nevada. This group met to develop prevention science curriculum that could be flexibly infused into existing curriculum or course.

The primary goal of these Curriculum Infusion Packages, is to teach the next generation of health professionals the power of prevention science in promoting public health.

We would like to thank the members of the Pacific Southwest PTTC's Academic Advisory Work Group that has collaborated with our team and provided feedback on the development of these materials.

### ***How to use the Curriculum Infusion Package***

This Curriculum Infusion Package was designed using the flipped classroom model. Each lesson will contain a recorded presentation which students should watch prior to class. Pre-session learning activities as well as classroom activities can be found in the following pages.

# The Power of Prevention: The Social Determinants of Health and the Importance of Health Equity

## *Purpose*

To enable to understand how various health factors contribute to community well-being and, specifically, substance misuse rates using a county as an example.

## *Lesson Objectives*

- Describe each component of the Social Determinants of Health (SDOH) and connect these to health promotion and prevention.
- Explain the importance of health equity in promoting the protection and reducing the risk for substance misuse

## *Pre-Session Learning Activity*



**Time:** 30 minutes

**Points:** TBD

## Required Materials

- **Recorded presentation: The Power of Prevention:** Factors influencing substance use and misuse
- **Internet access**
- **Pre-session Learning Packet**

## Additional Reading

Substance Abuse and Mental Health Services Administration (US); Office of the Surgeon General (US). (2016). Facing addiction in America: The Surgeon General's report on alcohol, drugs, and health [Internet, Nov. Chapter 3, Prevention programs and policies, 3-6:3-7]. Washington (DC): US Department of Health and Human Services; Available from: <https://addiction.surgeongeneral.gov/sites/default/files/surgeon-generals-report.pdf>

## SAMHSA'S Pacific Southwest Prevention Technology Transfer Center




### PART I: Prior to Class

#### Instructions for Students

1. **Watch** *The Power of Prevention: The Social Determinants of Health and the Importance of Health Equity*
2. **Answer** the questions in the Shape-Up Activity

#### SHAPE-UP ACTIVITY

Provide answers to each of the questions and be prepared to share your thoughts with the group.

	Questions	Your Reflections
	How does your perspective, or life experience, square with the impact of Social Determinants of Health on overall well-being?	
	What are three takeaways on the importance of health equity in promoting protection and reducing risk for substance misuse?	
	What about the social determinants of health (SDOH) and substance use sparked your interest, surprised you, or is currently lingering in your thoughts?	

3. **Acquaint** yourself with the County Health Rankings website:  
<https://www.countyhealthrankings.org/>
  - a) **Familiarize** yourself with the components and factors that contribute to the County Health Ranking Model by visiting <https://www.countyhealthrankings.org/explore-health-rankings/county-health-rankings-model>
  - b) **Explore** Health Rankings in a chosen County:



## SAMHSA'S Pacific Southwest Prevention Technology Transfer Center

- Select a county of your preference and delve into its health rankings. Navigate to: <https://www.countyhealthrankings.org/> and explore the health data and indicators for the chosen county.
- c) **Prepare** for the In-Class Group Activity:
- If available, **bring your laptop** to the class session. Be ready to actively participate in a group activity that involves using the County Health Rankings website. Your familiarity with the website and its content will be crucial for engaging effectively in the upcoming collaborative task.