



2022 Alcohol Awareness Toolkit: #ProofsInTheNumbers

[GUIDANCE] Customize the Facebook memes with your own. In the toolkit you will find several memes in GIF and PNG file formats with a corresponding link to modify the template at Canva.com for FREE! You will be prompted to create a user account if you do not have one.

APRIL IS ALCOHOL AWARENESS MONTH

General Information on National Alcohol Awareness Month



Sample Post 1

APRIL IS NATIONAL ALCOHOL AWARENESS MONTH

Join us as we:

Raise awareness about alcohol-related harms and the importance of strong alcohol policies using social media memes, based on data.

Educate decision makers about effective alcohol policies by providing easy-to-personalize, templated opinion editorials, letters to legislators and proclamations

2022 WEEKLY THEMES

WEEK 1 (April 1-3): Harms to Others/Impaired Driving/Violence

WEEK 2 (April 4-10): Increases in Alcohol-Related Emergency Room Visits

WEEK 3 (April 11-17): Alcohol's Role in The Opioid Epidemic

WEEK 4 (April 18-24): Alcohol and Cancer


(Add Your Call to Action Here)

#ProofsInTheNumbers #AlcoholAwarenessMonth

Sample Post 2

APRIL IS NATIONAL ALCOHOL AWARENESS MONTH

(Your Name) is excited to participate in Alcohol Awareness Month.



We encourage our prevention partners to use the 2022 Alcohol Awareness Toolkit: #ProofsInTheNumbers materials to raise awareness during National Alcohol Awareness Month.

(Add Your Call to Action Here)

#ProofsInTheNumbers #AlcoholAwarenessMonth

Add Your Logo!

Link to Template to Modify the Graphic in Canva (It's FREE!):
[Click to edit the "Alcohol Awareness Month" meme template.](#)

WEEK 1: HARMS TO OTHERS/IMPAIRED DRIVING/VIOLENCE (APRIL 1-3)

Impaired Driving



Sample Post 1

1 American dies every 52 minutes because of alcohol-impaired driving. You're less likely to be in a crash involving a drunk driver if you live in a state with more alcohol policy safeguards.
#ProofsInTheNumbers #AlcoholAwarenessMonth

Sample Post 2

Every 2 minutes someone is injured in a drunk driving crash. You're less likely to be in a crash involving a drunk driver if you live in a community with stronger alcohol policy safeguards.

(Add Your Call to Action Here)

#ProofsInTheNumbers #AlcoholAwarenessMonth

Add Your Logo!

Link to Template to Modify the Graphic in Canva (It's FREE!):
[Click to edit the "Impaired Driving" meme template.](#)

Sources:

1. National Highway Traffic Safety Administration. "Traffic Safety Facts 2017: Alcohol-Impaired Driving." Washington DC: National Highway Traffic Safety Administration, 2018
<https://crashstats.nhtsa.dot.gov/Api/Public/ViewPublication/812630/>
2. Naimi TS, Xuan Z, Sarda V, Hadland SE, Lira MC, Swahn MH, Voas RB, Heeren TC. Association of State Alcohol Policies With Alcohol-Related Motor Vehicle Crash Fatalities Among US Adults. JAMA Intern Med. 2018 Jul 1;178(7):894-901. doi: 10.1001/jamainternmed.2018.1406. PMID: 29813162; PMCID: PMC6145714.



Increased Consumption and Female Death Rate



Sample Post 1

Alcohol consumption is increasingly a woman's issue. Alcohol-linked death rates for women have gone up by 85% in the last decade. #ProofsInTheNumbers #AlcoholAwarenessMonth

Sample Post 2

Alcohol-linked death rates for women have gone up by 85% in the last decade. Dr. George Koob, director of the National Institute on Alcohol Abuse and Alcoholism, has called alcohol "[a growing women's health issue.](#)"

(Add Your Call to Action Here)

#ProofsInTheNumbers #AlcoholAwarenessMonth.

March 2, 2020

[Alcohol Is Increasingly a Women's Health Issue](#)
[Experts are seeing surges in alcohol-related problems for women, with the end result too often fatal.](#)

Add Your Logo!

Link to Template to Modify the Graphic in Canva (It's FREE!):
[Click to edit the "Increased Consumption/Female Death Rate" meme template.](#)

Source:

1. Kanny D, Naimi TS, Liu Y, Brewer RD. Trends in Total Binge Drinks per Adult Who Reported Binge Drinking - United States, 2011-2017. MMWR Morb Mortal Wkly Rep. 2020 Jan 17;69(2):30-34. doi: 10.15585/mmwr.mm6902a2. PMID: 31945030; PMCID: PMC697335





Policy Safeguards and Second-hand Harms



Sample Post

Rest easier. If you live in a state with more alcohol safeguards – like strong policies limiting where, when and how alcohol is sold - you are less likely to experience aggression-related harms from someone else's drinking. Second-hand harms from alcohol are real.

(Add Your Call to Action Here)

#ProofIsInTheNumbers #AlcoholAwarenessMonth
#AlcAndSecondHandHarms

Add Your Logo!

Link to Template to Modify the Graphic in Canva (It's FREE!):
[Click to edit the "Policy Safeguards/Second-hand Harms" meme template.](#)

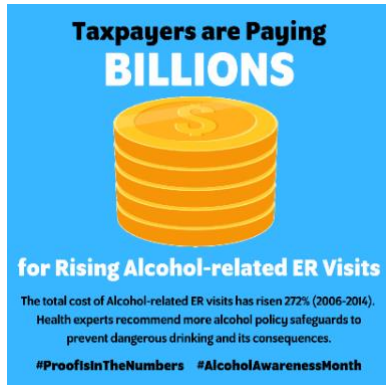
Source:

1. Greenfield, T.K., Cook, W.K., Karriker-Jaffe, K.J., Patterson, D., Kerr, W.C., Xuan, Z., Naimi, T.S. (2019). The relationship between the US state alcohol policy environment and individuals' experience of secondhand effects: alcohol harms due to others' drinking. *Alcoholism: Clinical & Experimental Research*: <https://onlinelibrary.wiley.com/doi/full/10.1111/acer.14054>.



WEEK 2: INCREASES IN ALCOHOL-RELATED EMERGENCY ROOM VISITS (APRIL 4-10)

Taxpayers are Paying Billions for Rising Alcohol-related ER Visits



Sample Post

The costs from increasing alcohol-related ER visits skyrocketed 273% from 2006 to 2014, costing taxpayers BILLIONS. Health experts recommend more alcohol safeguards are needed to prevent dangerous drinking and its consequences.

(Add Your Call to Action Here)

#ProofsInTheNumbers #AlcoholAwarenessMonth
#AlcSafeguardsSaveLives

Add Your Logo!

Link to Template to Modify the Graphic in Canva (It's FREE!):
[Click to edit the "Taxpayers Paying Billions" meme template.](#)

Source:

1. White, A.M.; Slater, M.E.; Ng, G.; Hingson, R.; and Breslow, R. Trends in alcohol-related emergency department visits in the United States: Results from the Nationwide Emergency Department Sample, 2006 to 2014. *Alcoholism: Clinical and Experimental Research* 42(2):352–359, 2018. PMID: [29293274](#)

Adult Women and Middle-aged Drinkers: Alcohol-Related ER Visits



Sample Post

Alcohol-related ER visits have gone up by more than 60% from 2006 – 2014 -- and it wasn't due to teen drinking. Adult women and middle-aged drinkers are driving large increases in alcohol-related ER visits.

(Add Your Call to Action Here)

#ProofsInTheNumbers #AlcoholAwarenessMonth

Add Your Logo!

Link to Template to Modify the Graphic in Canva (It's FREE!):
[Click to edit the "Adult Women/Middle-aged Drinkers" meme template.](#)

Source:

1. White, A.M.; Slater, M.E.; Ng, G.; Hingson, R.; and Breslow, R. Trends in alcohol-related emergency department visits in the United States: Results from the Nationwide Emergency Department Sample, 2006 to 2014. *Alcoholism: Clinical and Experimental Research* 42(2):352–359, 2018. PMID: [29293274](#)



Government Control of Alcohol Sales and Physical Harms



Three versions: State Store, County Store, ABC Store

Pick which one is most relevant to your community

Sample Post

Being harmed by other people's drinking #secondhandharms is real. Health experts found people living where government alcohol monopolies exist have 41% lower odds of experiencing physical harms from other people's drinking.

#ProofsInTheNumbers #AlcoholAwarenessMonth
#AlcSafeguardsSaveLives

Add Your Logo!

Link to Template to Modify the Graphic in Canva (It's FREE!):

[Click to edit the "ABC Store" meme template.](#)

[Click to edit the "County Store" meme template.](#)

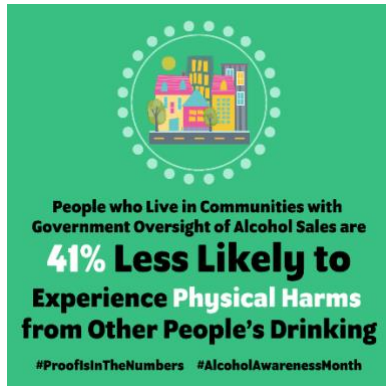
[Click to edit the "State Store" meme template.](#)

Source:

1. Trangenstein PJ, Subbaraman MS, Greenfield TK, Mulia N, Kerr WC, Karriker-Jaffe KJ. Association between state-level alcohol availability and taxation policies on the prevalence of alcohol-related harms to persons other than the drinker in the USA, 2000-2015. *Drug Alcohol Rev.* 2020 Mar;39(3):255-266. doi: 10.1111/dar.13041. PMID: 32202007.



Government Control of Alcohol Sales and Physical Harms



Sample Post

Being harmed by other people's drinking #secondhandharms is real. Health experts found people living where government alcohol monopolies exist have 41% lower odds of experiencing physical harms from other people's drinking.

(Add Your Call to Action Here)

#ProofsInTheNumbers #AlcoholAwarenessMonth
#AlcSafeguardsSaveLives

Add Your Logo!

Link to Template to Modify the Graphic in Canva (It's FREE!):
[Click to edit the "Government Control/Physical Harms" meme template.](#)

Source:

1. Trangenstein PJ, Subbaraman MS, Greenfield TK, Mulia N, Kerr WC, Karriker-Jaffe KJ. Association between state-level alcohol availability and taxation policies on the prevalence of alcohol-related harms to persons other than the drinker in the USA, 2000-2015. *Drug Alcohol Rev.* 2020 Mar;39(3):255-266. doi: 10.1111/dar.13041. PMID: 32202007.

Policy Safeguards and Violent Crime



Sample Post

Alcohol is not just harmful to the individual it hurts communities. In states with strong alcohol policy safeguards, there are fewer incidents of violent crime such as homicides.

(Add Your Call to Action Here)

#ProofsInTheNumbers #AlcoholAwarenessMonth
#AlcSafeguardsSaveLives

Add Your Logo!

Link to Template to Modify the Graphic in Canva (It's FREE!):
[Click to edit the "Policy Safeguards/Violent Crime" meme template.](#)

Source:

1. Lira MC, Xuan Z, Coleman SM, Swahn MH, Heeren TC, Naimi TS. Alcohol Policies and Alcohol Involvement in Intimate Partner Homicide in the U.S. *Am J Prev Med.* 2019 Aug;57(2):172-179. doi: 10.1016/j.amepre.2019.02.027. Epub 2019 Jun 22. PMID: 31239088; PMCID: PMC6642831



WEEK 3: ALCOHOL'S ROLE IN THE OPIOID EPIDEMIC (APRIL 11-17)

Lethal Mix: Alcohol and Opioid



Sample Post

Mixing alcohol and opioids can be lethal. Binge drinkers are 2x as likely to misuse prescription opioids. Health experts recommend strong alcohol safeguards to prevent heavy drinking and for physicians to screen patients on their alcohol use.

(Add Your Call to Action Here)

#ProofsInTheNumbers #AlcoholAwarenessMonth
#AlcoholandOpioidsADangerousMix


Add Your Logo!

Link to Template to Modify the Graphic in Canva (It's FREE!):
[Click to edit the "Lethal Mix" meme template.](#)

Source:

1. Esser MB, Guy GP Jr, Zhang K, Brewer RD. Binge Drinking and Prescription Opioid Misuse in the U.S., 2012-2014. *Am J Prev Med.* 2019 Aug;57(2):197-208. doi: 10.1016/j.amepre.2019.02.025. Epub 2019 Jun 11. PMID: 31200998; PMCID: PMC6642832.

1 in 7 Prescription Opioid Deaths Involve Alcohol



Sample Post

More than half of those who misuse prescription opioids engage in binge drinking and 1 in 7 prescription opioid deaths involve alcohol. States with more alcohol policy safeguards have lower binge drinking rates.

(Add Your Call to Action Here)

#ProofsInTheNumbers #AlcoholAwarenessMonth
#AlcoholandOpioidsADangerousMix #AlcSafeguardsSaveLives

Add Your Logo!

Link to Template to Modify the Graphic in Canva (It's FREE!):
[Click to edit the "1 in 7" meme template.](#)

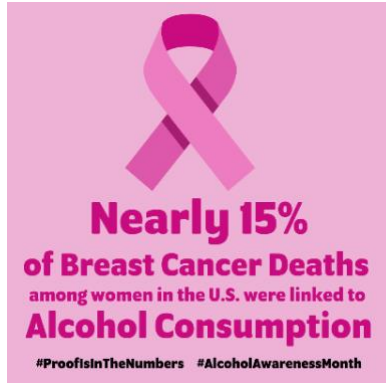
Source:

1. Esser MB, Guy GP Jr, Zhang K, Brewer RD. Binge Drinking and Prescription Opioid Misuse in the U.S., 2012-2014. *Am J Prev Med.* 2019 Aug;57(2):197-208. doi: 10.1016/j.amepre.2019.02.025. Epub 2019 Jun 11. PMID: 31200998; PMCID: PMC6642832.



WEEK 4: ALCOHOL AND CANCER (APRIL 18-24)

Nearly 15% of Breast Cancer Deaths Among Women Linked to Alcohol Consumption



Sample Post

Just 1 or 2 drinks a day increases a woman's risk of breast cancer and nearly 15% of all female breast cancer deaths are linked to alcohol. That's why the American Society of Clinical Oncologists is calling for states to strengthen their alcohol policy safeguards to address this preventable risk factor.

Strengthen alcohol policies to prevent alcohol-related cancer.

(Add Your Call to Action Here)

#ProofsInTheNumbers #AlcoholAwarenessMonth
#AlcoholLinkedToCancer

Add Your Logo!

Link to Template to Modify the Graphic in Canva (It's FREE!):
[Click to edit the "Breast Cancer Deaths" meme template.](#)

Sources:

2. Cao Y, Willett WC, Rimm EB, Stampfer MJ, Giovannucci EL. Light to moderate intake of alcohol, drinking patterns, and risk of cancer: results from two prospective US cohort studies. *BMJ*. 2015 Aug 18;351:h4238. doi: 10.1136/bmj.h4238. PMID: 26286216; PMCID: PMC4540790.
3. Nelson DE, Jarman DW, Rehm J, Greenfield TK, Rey G, Kerr WC, Miller P, Shield KD, Ye Y, Naimi TS. Alcohol-attributable cancer deaths and years of potential life lost in the United States. *Am J Public Health*. 2013 Apr;103(4):641-8. doi: 10.2105/AJPH.2012.301199. Epub 2013 Feb 14. PMID: 23409916; PMCID: PMC3673233.
4. Andrew B. Seidenberg, Kara P. Wiseman, Raimee H. Eck, Kelly D. Blake, Heather N. Platter, William M.P. Klein, Awareness of Alcohol as a Carcinogen and Support for Alcohol Control Policies, *American Journal of Preventive Medicine*, Volume 62, Issue 2, 2022, Pages 174-182, ISSN 0749-3797, <https://doi.org/10.1016/j.amepre.2021.07.005>. (<https://www.sciencedirect.com/science/article/pii/S074937972100430X>)
5. Maha Alattas, Craig S. Ross, Elizabeth R. Henehan, Timothy S. Naimi, Alcohol policies and alcohol-attributable cancer mortality in U.S. States, *Chemico-Biological Interactions*, Volume 315, 2020, 108885, ISSN 0009-2797, <https://doi.org/10.1016/j.cbi.2020.108885>



Alcohol Is Linked to 7 Types of Cancer



Sample Post

Drinking alcohol is linked to 7 types of cancer. In 2009, alcohol consumption led to more than 18,000 cancer deaths in the U.S. That's why the American Society of Clinical Oncologists is calling for states to strengthen their alcohol policy safeguards to address this preventable risk factor.

Strengthen alcohol policies to prevent alcohol-related cancer.

(Add Your Call to Action Here)

#ProofsInTheNumbers #AlcoholAwarenessMonth
#AlcSafeguardsSavesLives #AlcoholLinkedToCancer

Add Your Logo!

Link to Template to Modify the Graphic in Canva (It's FREE!):
[Click to edit the "Types of Cancer" meme template.](#)

Sources:

1. Nelson DE, Jarman DW, Rehm J, Greenfield TK, Rey G, Kerr WC, Miller P, Shield KD, Ye Y, Naimi TS. Alcohol-attributable cancer deaths and years of potential life lost in the United States. *Am J Public Health*. 2013 Apr;103(4):641-8. doi: 10.2105/AJPH.2012.301199. Epub 2013 Feb 14. PMID: 23409916; PMCID: PMC3673233.
2. Andrew B. Seidenberg, Kara P. Wiseman, Raimee H. Eck, Kelly D. Blake, Heather N. Platter, William M.P. Klein, Awareness of Alcohol as a Carcinogen and Support for Alcohol Control Policies, *American Journal of Preventive Medicine*, Volume 62, Issue 2, 2022, Pages 174-182, ISSN 0749-3797, <https://doi.org/10.1016/j.amepre.2021.07.005>
3. Maha Alattas, Craig S. Ross, Elizabeth R. Henehan, Timothy S. Naimi, Alcohol policies and alcohol-attributable cancer mortality in U.S. States, *Chemico-Biological Interactions*, Volume 315, 2020, 108885, ISSN 00092797, <https://doi.org/10.1016/j.cbi.2019.108885>. (<https://www.sciencedirect.com/science/article/pii/S0009279719313158>)



ADDITIONAL MEMES: COVID-19 AND ALCOHOL

Americans Increased Drinking by 1 Billion Drinks per Month



Sample Post

In the first 9 months of the COVID-19 pandemic, Americans increased their drinking by 1 billion drinks per month across the nation. States with more alcohol policy safeguards have lower adult and youth binge drinking rates.

(Add Your Call to Action Here)

#ProofsInTheNumbers #AlcoholAwarenessMonth
#AlcoholAwarenessMonth #AlcSafeguardsSavesLives
#AlcoholLinkedToCancer

Add Your Logo!

Link to Template to Modify the Graphic in Canva (It's FREE!):
[Click to edit the "1 Billion Drinks" meme template.](#)

Source:

1. Barbosa, C. Dowd, N. W. (2021). Karriker-Jaffe, K. One Year Later: How Have American Drinking Habits Changed During the COVID-19 Pandemic [PowerPoint presentation]. RTI International, Webinar. https://www.rti.org/sites/default/files/fy21_covid_drinking_webinar_slides_final.pdf
2. Blanchett JG, Lira MC, T, Heeren TC, Naimi TS. Alcohol Policies in U.S. States, 1999–2018 *Journal of Studies on Alcohol and Drugs* 2020;81:1, 58-67. doi.org/10.15288/jsad.2020.81.58
3. Pollard MS, Tucker JS, Green HD. Changes in Adult Alcohol Use and Consequences During the COVID-19 Pandemic in the US. *JAMA Netw Open*. 2020;3(9):e2022942. doi:10.1001/jamanetworkopen.2020.22942.



An Extra 6 Drinks per Month on Average



Sample Post

During the pandemic there was a loosening of alcohol policies resulting AND average consumption increased sharply for Black and Hispanic women, Black men, and men of other race/ethnicity. The disproportionate impact of the pandemic on racial and ethnic minorities might compound existing disparities in the consequences of excessive alcohol consumption.

States with stronger alcohol policy safeguards have lower adult binge drinking rates and fewer alcohol-related harms.

(Add Your Call to Action Here)


#ProofsInTheNumbers #AlcoholAwarenessMonth
#AlcPolicySafeguardsSavesLives

Add Your Logo!

Link to Template to Modify the Graphic in Canva (It's FREE!):
[Click to edit the "6 Drinks per Month" meme template.](#)

Source:

1. Kindy, K. (2021, December 20) States rushed to loosen alcohol laws in the pandemic. Heavy drinking went up, some studies say. The Washington Post. Retrieved March 7, 2022, from <https://www.washingtonpost.com/>.
2. Barbosa, C. Dowd, N. W. (2021). Karriker-Jaffe, K. *One Year Later: How Have American Drinking Habits Changed During the COVID-19 Pandemic* [PowerPoint presentation]. RTI International, Webinar. https://www.rti.org/sites/default/files/fy21_covid_drinking_webinar_slides_final.pdf.
3. Kim EJ, Marrast L, Conigliaro J. COVID-19: magnifying the effect of health disparities. *J Gen Intern Med.* 2020;35:2441–2442.
4. Zemore SE, Karriker-Jaffe KJ, Mulia N, et al. The future of research on alcohol-related disparities across US racial/ethnic groups: a plan of attack. *J Stud Alcohol Drugs.* 2018;79(1):7–21.
5. Welch AE, Caramanica K, Maslow CB, et al. Frequent binge drinking five to six years after exposure to 9/11: findings from the World Trade Center Health Registry. *Drug Alcohol Depend.* 2014;140:1–7.
6. Moise IK, Ruiz MO. Hospitalizations for substance abuse disorders before and after hurricane Katrina: spatial clustering and area-level predictors, New Orleans, 2004 and 2008. *Prev Chronic Dis.* 2016;13:1–11.



Excessive Drinking Increased More than 38%



Sample Post

During the pandemic there was a loosening of alcohol policies resulting in increased alcohol consumption and harms, especially for the millions who were unemployed.

Excessive drinking rose by more than 38% among adults and nearly 10 million people were unemployed. Those who were economically vulnerable were more impacted by the pandemic AND also experience greater risk of alcohol-related problems.

States with stronger alcohol policy safeguards have lower adult binge drinking rates and fewer alcohol-related harms.

(Add Your Call to Action Here)

#ProofIsInTheNumbers #AlcoholAwarenessMonth
#AlcPolicySafeguardsSavesLives

Add Your Logo!

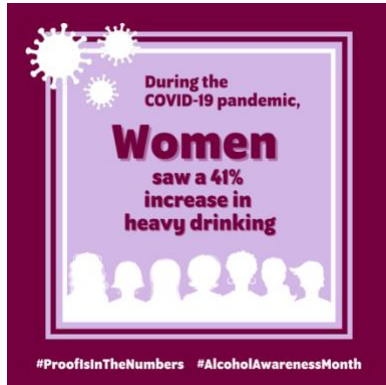
Link to Template to Modify the Graphic in Canva (It's FREE!):
[Click to edit the "Excessive Drinking" meme template.](#)

Source:

1. Kindy, K. (2021, December 20) States rushed to loosen alcohol laws in the pandemic. Heavy drinking went up, some studies say. The Washington Post. Retrieved March 7, 2022, from <https://www.washingtonpost.com/>.
2. Barbosa, C. Dowd, N. W. (2021). Karriker-Jaffe, K. One Year Later: How Have American Drinking Habits Changed During the COVID-19 Pandemic [PowerPoint presentation]. RTI International, Webinar. https://www.rti.org/sites/default/files/fy21_covid_drinking_webinar_slides_final.pdf
3. Welch AE, Caramanica K, Maslow CB, et al. Frequent binge drinking five to six years after exposure to 9/11: findings from the World Trade Center Health Registry. *Drug Alcohol Depend.* 2014;140:1–7.
4. Moise IK, Ruiz MO. Hospitalizations for substance abuse disorders before and after hurricane Katrina: spatial clustering and area-level predictors, New Orleans, 2004 and 2008. *Prev Chronic Dis.* 2016;13:1–11.
5. Alison Auginbaugh and Donna S. Rothstein, "How did employment change during the COVID-19 pandemic? Evidence from a new BLS survey supplement," *Beyond the Numbers: Employment and Unemployment*, vol. 11, no. 1 (U.S. Bureau of Labor Statistics, January 2022), <https://www.bls.gov/opub/btn/volume-11/how-did-employment-change-during-the-covid-19-pandemic.htm>.
6. Blanchett JG, Lira MC, T, Heeren TC, Naimi TS. Alcohol Policies in U.S. States, 1999–2018 *Journal of Studies on Alcohol and Drugs* 2020;81:1, 58-67. doi.org/10.15288/jsad.2020.81.58.



Heavy Drinking Among Women



Sample Post

During the pandemic there was a loosening of alcohol policies resulting in increased alcohol consumption and harms, especially for women.

Female alcohol consumption ROSE SHARPLY for Black and Hispanic women and women with young children, putting them at increased risk of alcohol-related emergency department visits, hospitalizations and deaths.

States with stronger alcohol policy safeguards have lower adult binge drinking rates and fewer alcohol-related harms.

(Add Your Call to Action Here)

#ProofsInTheNumbers #AlcoholAwarenessMonth
#AlcPolicySafeguardsSavesLives

Add Your Logo!

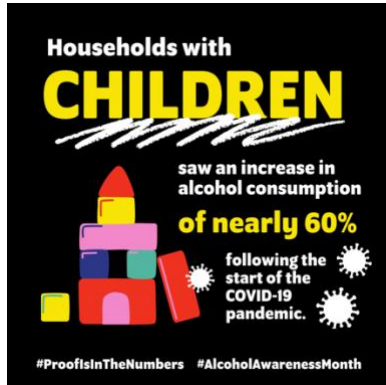
Link to Template to Modify the Graphic in Canva (It's FREE!):
[Click to edit the "Heavy Drinking Among Women" meme template.](#)

Source:

1. Kindy, K. (2021, December 20) States rushed to loosen alcohol laws in the pandemic. Heavy drinking went up, some studies say. The Washington Post. Retrieved March 7, 2022, from <https://www.washingtonpost.com/>.
2. Barbosa, C. Dowd, N. W. (2021). Karriker-Jaffe, K. *One Year Later: How Have American Drinking Habits Changed During the COVID-19 Pandemic* [PowerPoint presentation]. RTI International, Webinar. https://www.rti.org/sites/default/files/fy21_covid_drinking_webinar_slides_final.pdf.
3. Pollard MS, Tucker JS, Green HD. Changes in Adult Alcohol Use and Consequences During the COVID-19 Pandemic in the US. *JAMA Netw Open*. 2020;3(9):e2022942. doi:10.1001/jamanetworkopen.2020.22942.
4. White AM, Castle IP, Hingson RW. Using death certificates to explore changes in alcohol-related mortality in the United States 1999 to 2017. *2020;44(1):178–187*.
5. Blanchett JG, Lira MC, T, Heeren TC, Naimi TS. Alcohol Policies in U.S. States, 1999–2018 *Journal of Studies on Alcohol and Drugs* 2020;81:1, 58-67. doi.org/10.15288/jsad.2020.81.58.



Households with Children and Alcohol Consumption



Sample Post

Among adults with children, the largest increases in alcohol consumption occurred among women with young children during the COVID-19 pandemic.

Increased drinking in the home, combined with stress of confinement and economic instability, could lead to an increase in domestic violence.

States with stronger alcohol policy safeguards have lower adult binge drinking rates and fewer alcohol-related harms.

(Add Your Call to Action Here)

#ProofsInTheNumbers #AlcoholAwarenessMonth
#AlcPolicySafeguardsSavesLives

Add Your Logo!

Link to Template to Modify the Graphic in Canva (It's FREE!):
[Click to edit the "Households w/Children" meme template.](#)

Source:

1. Barbosa, C. Dowd, N. W. (2021). Karriker-Jaffe, K. *One Year Later: How Have American Drinking Habits Changed During the COVID-19 Pandemic* [PowerPoint presentation]. RTI International, Webinar. https://www.rti.org/sites/default/files/fy21_covid_drinking_webinar_slides_final.pdf.
2. Hameed MA. The tripartite tragedy: alcohol and other drugs, intimate partner violence and child abuse. *Child Aust.* 2019;44(01):32–41.

